



**PENTA**

**ECO-MIX**

# Penta Eco-Mix Line

## What the Penta Eco-Mix Does for Your Operation

### EFFICIENT IN EVERY ASPECT

Built with the demands of today's farmers in mind, the Penta Eco-Mix transforms the way compost is prepared. Engineered for uniform blending of biomaterial, it creates the ideal conditions for faster heating and consistent microbial activity—reducing composting time and producing high-quality compost more efficiently.

### EXPERTLY CRAFTED

Outfitted with all-aggressive knives, the auger is built to break down material quickly and efficiently, reducing particle size for optimal composting. An integrated motor-to-auger gearbox design minimizes moving parts, cutting down on maintenance and operating costs. The stainless steel conveyor comes standard for enhanced durability and longer service life, while the convenient hatch access makes cleanout fast and simple. A heavy-duty gearbox ensures reliable conveyor performance, and the stainless steel liner stands up to corrosive materials—extending the life of the tub.

### BENEFITS

This on-farm composting solution streamlines the entire process—from daily operation to long-term sustainability. Designed to eliminate the need for leachate systems and reduce dependence on fossil fuels or rendering trucks, it offers a cleaner, safer, and more cost-effective alternative. Fully operational in sub-freezing temperatures and scalable to meet daily mortality spikes, it operates as a closed-loop system with no waste runoff—making it a safe, scalable, and financially smart solution for modern farms.

### HOW IT WORKS

The Penta Eco-Mix takes the guesswork out of the process by creating the ideal environment for rapid, high-quality breakdown. As the mix heats to 140°F, it accelerates decomposition while reaching the temperatures needed for pathogen reduction. Engineered to process even tough materials like bones, it eliminates unwanted bone fragments for a smoother finished product. With every rotation, the mixer introduces air into the blend, promoting aerobic activity and producing a light, fluffy compost—perfect for spreading on fields and enriching soil naturally.



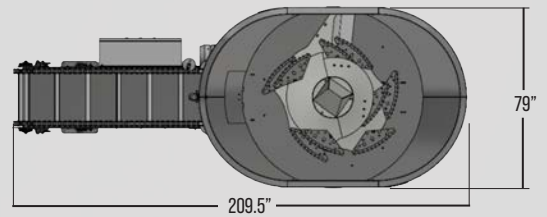


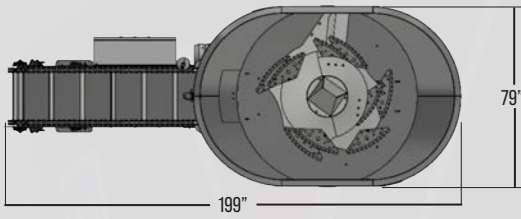
Poultry Mortality



Swine Mortality



Ovine Mortality



**SPECIFICATIONS**

MODEL	PENTA EM-6		PENTA EM-10	
CAPACITY	212 ft <sup>3</sup>	6 m <sup>3</sup>	353 ft <sup>3</sup>	10 m <sup>3</sup>
TOTAL WIDTH	79 in	2 m	79 in	2 m
TOTAL LENGTH	199 in	5.01 m	208.5 in	5.3 m
TOTAL HEIGHT	83 in	2.11 m	93.4 in	2.4 m
LOADING HEIGHT	81 in	2.06 m	91.4 in	2.3 m
CONVEYOR MOTOR	3 HP		3 HP	
AUGER MOTOR	30 HP		30 HP	
PANEL	30 HP, 240 VAC, 1 PH or 3PH		30 HP, 240 VAC, 1 PH or 3 PH	

**PRODUCTIVE • INNOVATIVE • PROUD**



**FOLLOW US ON SOCIAL MEDIA**

-  @pentafarmequip
-  Penta Equipment
-  @PentaFarmEquip
-  @penta.farmequip

**888-844-7788**

**www.pentaequipment.com**