



PENTA

40 SERIES



PENTA'S STORY

THE CORE VALUES OF THE FAMILY FARM ARE IMPORTANT TO PENTA'S PEOPLE, AND ARE KEPT CLOSE TO THE HEART OF EVERY DECISION WE MAKE.

Penta comes from a long history of farming and farm equipment, early on at a local level, and more recently spreading across North America and internationally.

As a company, Penta entered the farm industry in the 1970's through sales and service of dairy equipment, particularly feeding and milking equipment.

In the early 1990's, Penta added TMR mixer lines to their sales lineup, selling and servicing mixers in the local market. Throughout that time, personnel at Penta were responsible for rebuilding all makes and models of mixers, and the understanding of the workings of a TMR mixer grew substantially.

In 2000, the production of the first Penta mixer began, with the first models available in early 2001. Over the course of the next decade, the Penta mixer line experienced many changes and improvements, including two unique auger systems and an increase in the sizes and models available. During this time the company expanded its reach into international markets, and moved its TMR production facilities to Petrolia, Ontario.

In September 2012, Penta introduced forage dump trailers to our product line, as part of our ongoing effort to provide farmers with strong and efficient equipment to improve their farms and their business. Further developments in 2015 included the purchase of Hagedorn and, one year later, the integration of this to the Penta production line.

As individuals, the ownership and many of the staff at Penta come from a background of farming, and many continue to participate in farming today. The values of the family farm are important to Penta as a company, and are kept close to the heart of every decision we make and challenge we face going forward into the future.



CYCLONE MIXING

As a trusted name in farming equipment, Penta has continuously redefined industry standards, and our TMR Mixers stand as a testament to our commitment to excellence.

REVOLUTIONIZING FEEDING PRACTICES

Designed with the needs of modern farmers in mind, Penta TMR Mixers revolutionize the way feed is prepared and distributed. Engineered with advanced technology and precision, our mixers ensure uniform blending of ingredients, resulting in nutritionally balanced rations that promote healthier livestock and maximize productivity.

UNMATCHED PRECISION, UNRIVALED PERFORMANCE

At the heart of every Penta TMR Mixer lies an intricate balance of innovation and reliability. Our mixers boast advanced tub geometry, meticulously calibrated auger-to-wall clearance, and robust construction, all working together to deliver unparalleled mixing accuracy and consistency.

TAILORED SOLUTIONS FOR EVERY OPERATION


Whether you operate a small family farm or a large-scale agricultural enterprise, Penta Equipment offers a diverse range of TMR Mixer models to suit your unique needs. From compact units ideal for tight spaces to high-capacity mixers capable of handling large herds, our lineup ensures there's a perfect fit for every operation.

PARTNERING FOR SUCCESS

With Penta Equipment's TMR Mixers, you're not just investing in a piece of equipment - you're gaining a reliable partner dedicated to your success. Backed by our exceptional customer service and a commitment to quality, our mixers empower farmers to optimize their feeding practices and thrive in today's competitive agricultural landscape.

EXPERIENCE THE PENTA ADVANTAGE

Join the countless farmers worldwide who have made Penta Equipment their trusted partner in agricultural efficiency and innovation. Contact us today to learn more about our TMR Mixers and discover how Penta can elevate your farming operation to new heights of success.



AGGRESSIVE

- Moves fibrous materials



TRIANGLE

- Breaks down hay bales



CURVED

- Slices materials to size

PATENT PENDING TUB DESIGN

AVAILABLE IN 1/4" OR 3/8" STEEL

MASSIVE DOORS

HEAVY DUTY PLANETARIES
540 RPM OR 1000 RPM AVAILABLE

CORNER DOOR OPTIONS AVAILABLE

STAINLESS STEEL INSERT ON LARGE TWIN MIXERS
IMPROVES TUB DESIGN FOR OPTIMAL AUGER-TO-WALL
CLEARANCE, ENSURING PRECISE MIXING RESULTS

ROBUST STEEL PLATE FRAME

ERGONOMIC DESIGNED PLATFORM



ALLOWS FOR GOOD VISIBILITY OF MIXING

CLEAN, COMPACT DESIGN

SUPERIOR HOSE ROUTING

BRAKE AND STEERING OPTIONS AVAILABLE

SAFELY TRAVEL FROM ONE SIDE OF
THE MIXER TO THE OTHER



BLUETOOTH SCALE HEAD COMES STANDARD



TOPCON
SCALE HEAD



TIRES



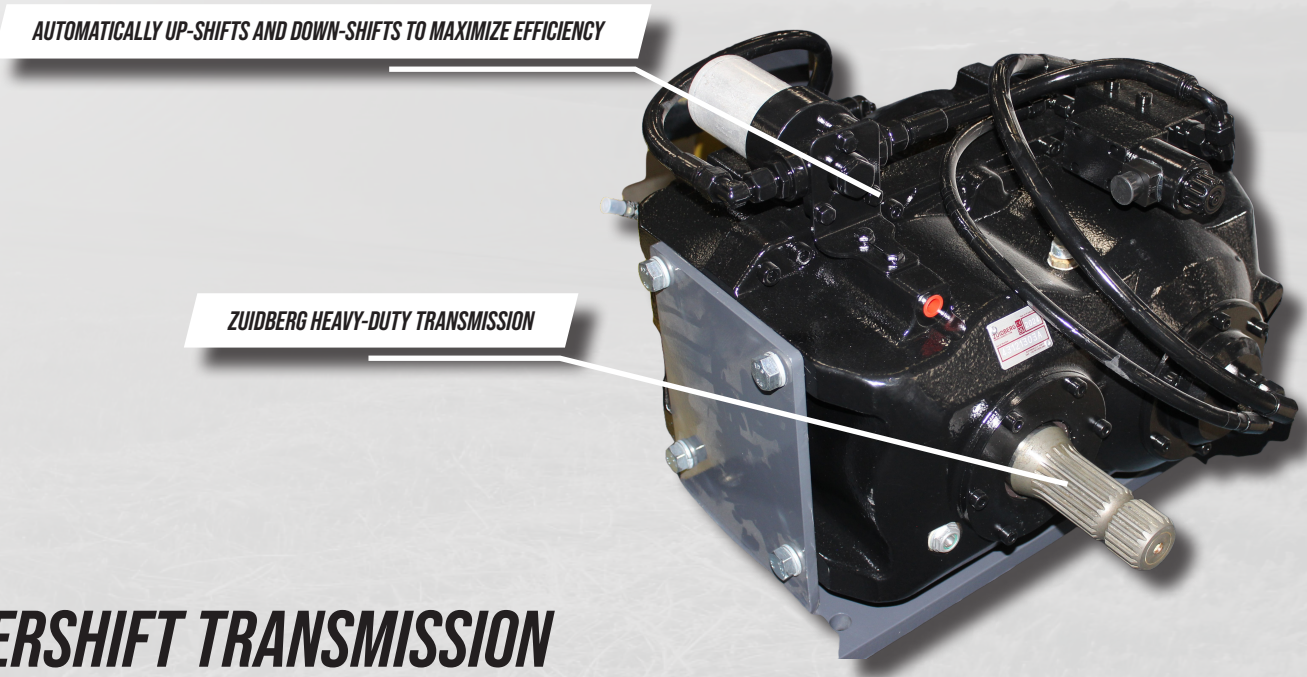
CONVEYOR



HITCHES



HYDRAULIC JACK

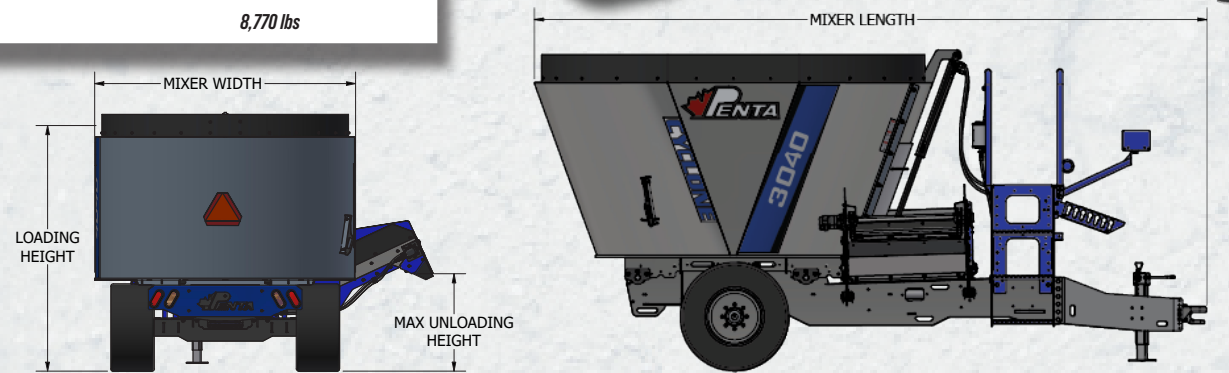


POWERSHIFT TRANSMISSION

Additional features are available for our TMR tubs, frames, drivelines, conveyors, and scales. There are multiple configurations and options available for each accessory. Please go to our website for further details at www.pentaequipment.com or contact your local Sales Representative.


3040

SPECIFICATIONS	IMPERIAL	METRIC
CAPACITY	9" RUBBER EXTENSION	293 ft ³
	16" RUBBER EXTENSION	328 ft ³
TOTAL WIDTH	89 in	226 cm
TOTAL LENGTH	218 in	554 cm
LOADING HEIGHT	103 in	262 cm
MIN HORSEPOWER	60 HP	
EMPTY WEIGHT	8,770 lbs	



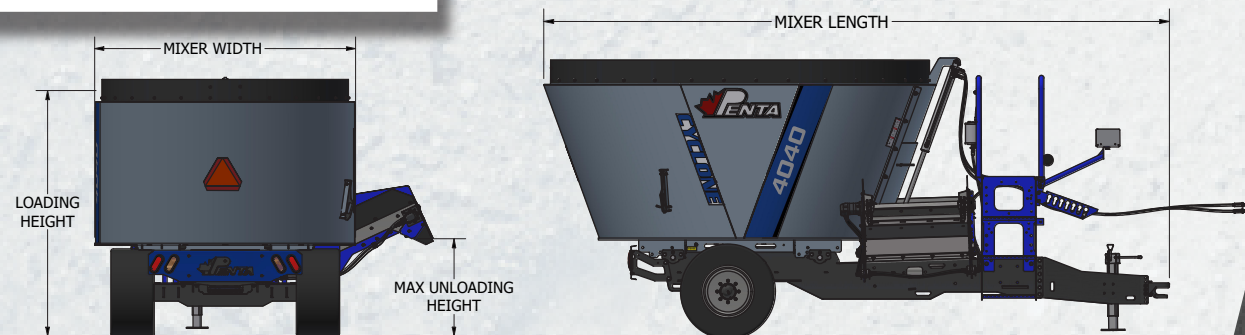
4540

SPECIFICATIONS	IMPERIAL	METRIC
CAPACITY	9" RUBBER EXTENSION	437 ft ³
	16" RUBBER EXTENSION	485 ft ³
TOTAL WIDTH	104 in	264 cm
TOTAL LENGTH	234 in	594 cm
LOADING HEIGHT	(STANDARD TIRES)	107 in
MIN HORSEPOWER	85 HP	
EMPTY WEIGHT	10,480 lbs	



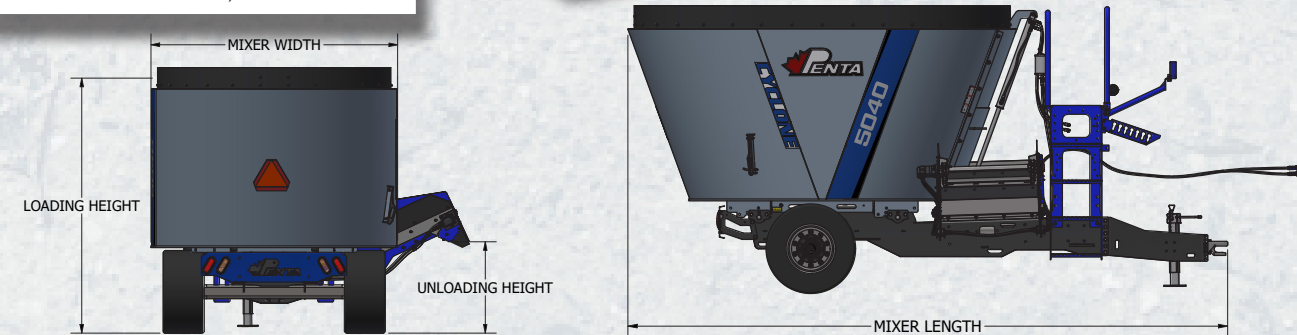
4040

SPECIFICATIONS	IMPERIAL	METRIC
CAPACITY	9" RUBBER EXTENSION	418 ft ³
	16" RUBBER EXTENSION	466 ft ³
TOTAL WIDTH	105 in	267 cm
TOTAL LENGTH	233 in	592 cm
LOADING HEIGHT	(STANDARD TIRES)	103 in
MIN HORSEPOWER	80 HP	
EMPTY WEIGHT	10,360 lbs	



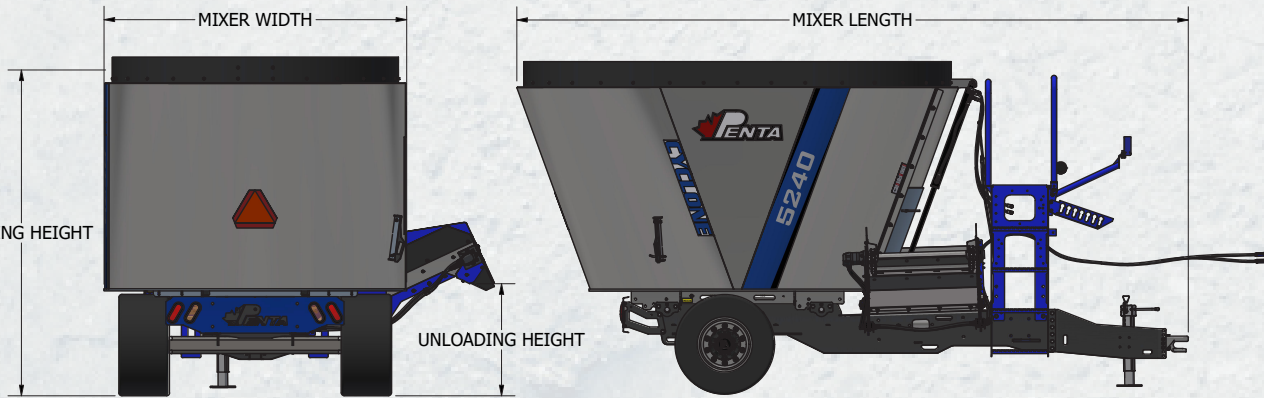
5040

SPECIFICATIONS	IMPERIAL	METRIC
CAPACITY	9" RUBBER EXTENSION	486 ft ³
	16" RUBBER EXTENSION	534 ft ³
TOTAL WIDTH	105 in	267 cm
TOTAL LENGTH	237 in	602 cm
LOADING HEIGHT	(STANDARD TIRES)	113 in
MIN HORSEPOWER	100 HP	
EMPTY WEIGHT	10,950 lbs	



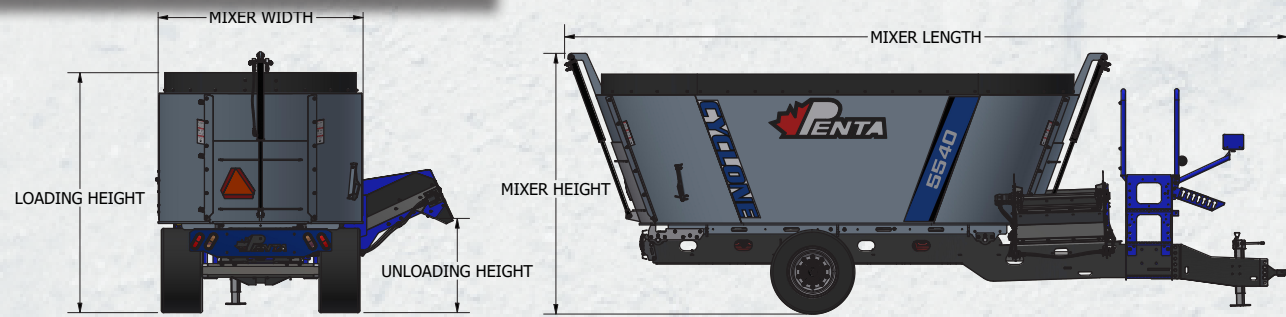
5240

SPECIFICATIONS		IMPERIAL	METRIC
CAPACITY	9" RUBBER EXTENSION	523 ft ³	14.8 m ³
	16" RUBBER EXTENSION	574 ft ³	16.3 m ³
TOTAL WIDTH		104 in	264 cm
TOTAL LENGTH		237 in	602 cm
LOADING HEIGHT	(STANDARD TIRES)	117 in	297 cm
MIN HORSEPOWER		110 HP	
EMPTY WEIGHT		11,450 lbs	



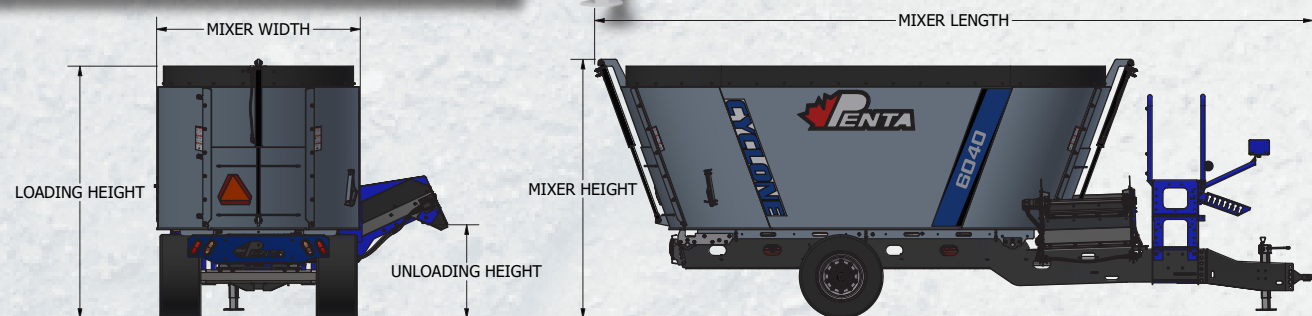
5540

SPECIFICATIONS		IMPERIAL	METRIC
CAPACITY	9" RUBBER EXTENSION	540 ft ³	15.3 m ³
	16" RUBBER EXTENSION	604 ft ³	17.1 m ³
TOTAL WIDTH		90 in	229 cm
TOTAL LENGTH		316 in	803 cm
LOADING HEIGHT	STANDARD TIRES	106 in	269 cm
MIN HORSEPOWER		115 HP	
EMPTY WEIGHT		15,200 lbs	



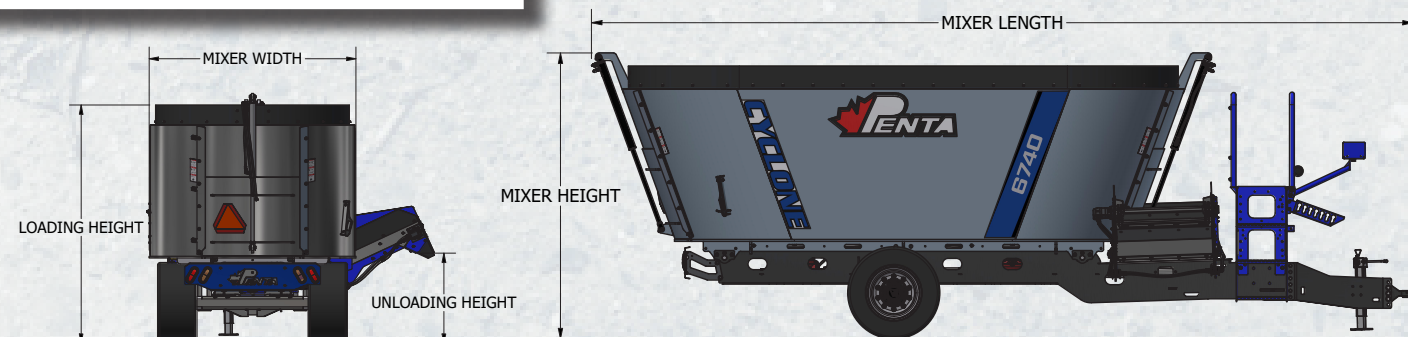
6040

SPECIFICATIONS		IMPERIAL	METRIC
CAPACITY	9" RUBBER EXTENSION	600 ft ³	17 m ³
	16" RUBBER EXTENSION	667 ft ³	18.9 m ³
TOTAL WIDTH		90 in	229 cm
TOTAL LENGTH		316 in	803 cm
LOADING HEIGHT	STANDARD TIRES	111 in	282 cm
MIN HORSEPOWER		125 HP	
EMPTY WEIGHT		15,430 lbs	



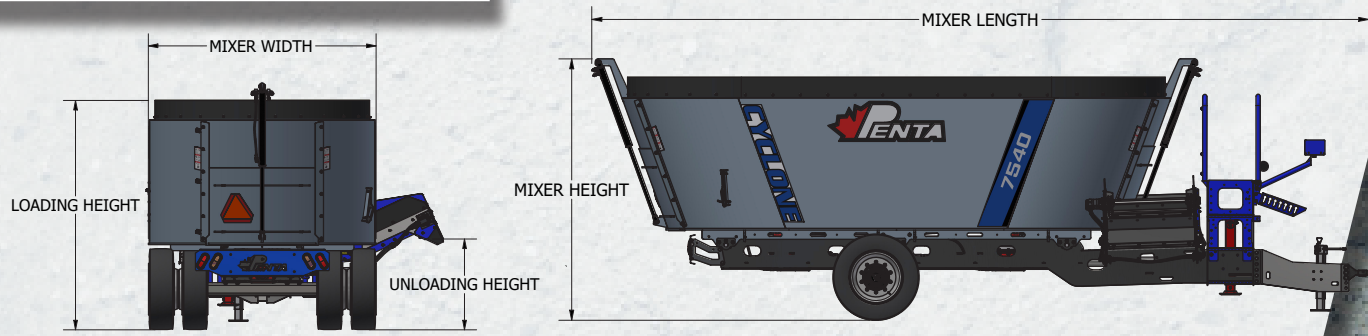
6740

SPECIFICATIONS		IMPERIAL	METRIC
CAPACITY	9" RUBBER EXTENSION	650 ft ³	18.4 m ³
	16" RUBBER EXTENSION	719 ft ³	20.4 m ³
TOTAL WIDTH		95 in	241 cm
TOTAL LENGTH		328 in	833 cm
LOADING HEIGHT	STANDARD TIRES	108 in	274 cm
MIN HORSEPOWER		130 HP	
EMPTY WEIGHT		16,125 lbs	



7540

SPECIFICATIONS	IMPERIAL	METRIC
CAPACITY	9" RUBBER EXTENSION	759 ft ³
	16" RUBBER EXTENSION	844 ft ³
TOTAL WIDTH	105 in	267 cm
TOTAL LENGTH	339 in	861 cm
LOADING HEIGHT <small>(SINGLE AXLE CONFIGURATION)</small>	106 in	269 cm
MIN HORSEPOWER	145 HP	
EMPTY WEIGHT	15,350 lbs	



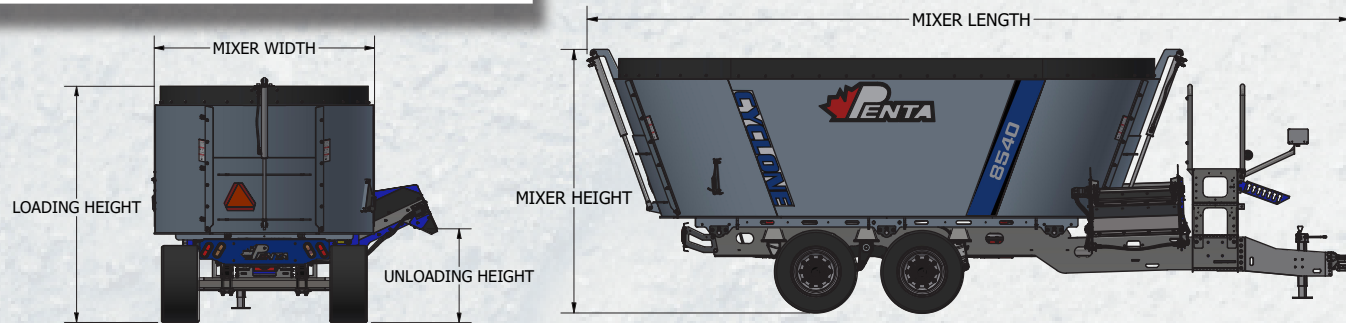
9540

SPECIFICATIONS	IMPERIAL	METRIC
CAPACITY	9" RUBBER EXTENSION	960 ft ³
	16" RUBBER EXTENSION	1047 ft ³
TOTAL WIDTH	105 in	267 cm
TOTAL LENGTH	340 in	864 cm
LOADING HEIGHT <small>(STANDARD TIRES)</small>	123 in	312 cm
MIN HORSEPOWER	175 HP	
EMPTY WEIGHT	24,730 lbs	



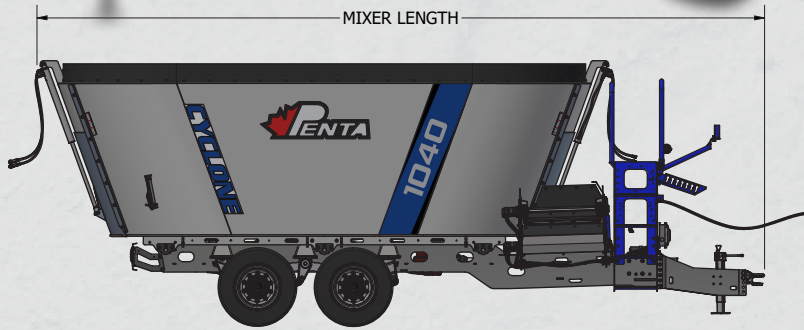
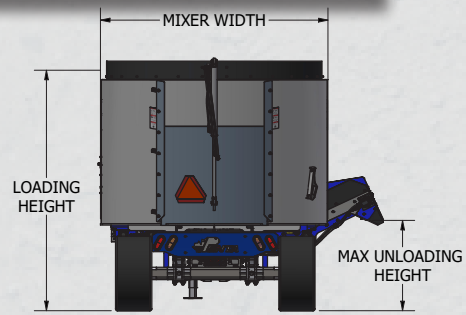
8540

SPECIFICATIONS	IMPERIAL	METRIC
CAPACITY	9" RUBBER EXTENSION	813 ft ³
	16" RUBBER EXTENSION	899 ft ³
TOTAL WIDTH	105 in	267 cm
TOTAL LENGTH	340 in	864 cm
LOADING HEIGHT <small>(SINGLE AXLE CONFIGURATION)</small>	110 in	279 cm
MIN HORSEPOWER	150 HP	
EMPTY WEIGHT	16,940 lbs	



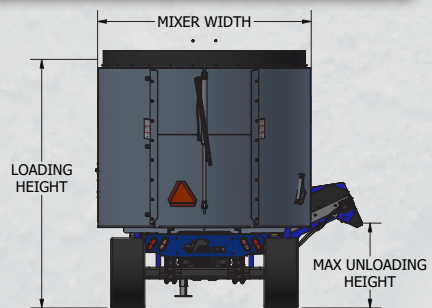
1040

SPECIFICATIONS		IMPERIAL	METRIC
CAPACITY	9" RUBBER EXTENSION	984 ft ³	27.9 m ³
	16" RUBBER EXTENSION	1078 ft ³	30.5 m ³
TOTAL WIDTH		112 in	285 cm
TOTAL LENGTH		342 in	868 cm
LOADING HEIGHT	(STANDARD TIRES)	123 in	312 cm
MIN HORSEPOWER		175 HP	
EMPTY WEIGHT		25,910 lbs	



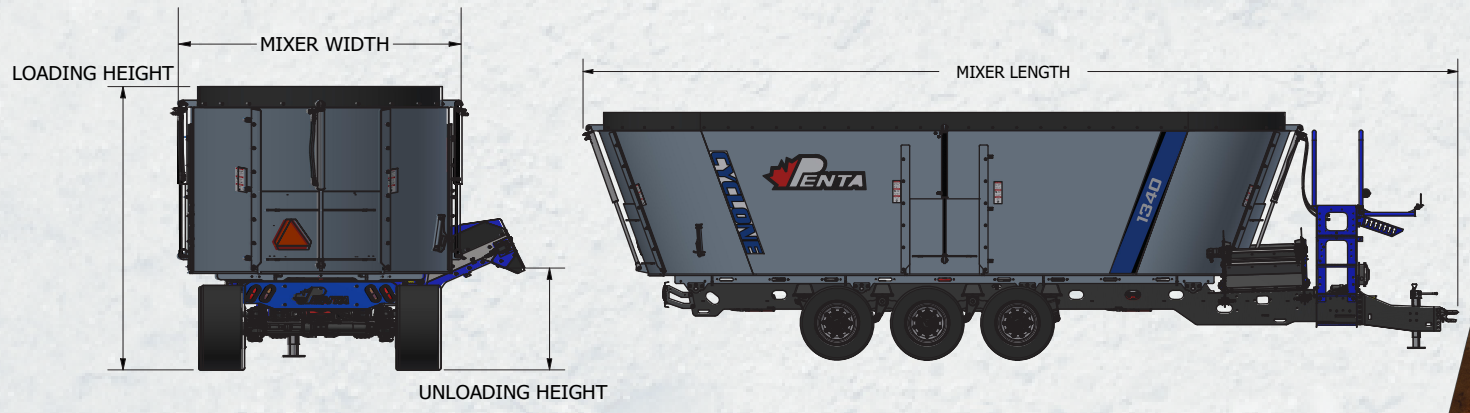
1240

SPECIFICATIONS		IMPERIAL	METRIC
CAPACITY	9" RUBBER EXTENSION	1166 ft ³	33 m ³
	16" RUBBER EXTENSION	1263 ft ³	35.8 m ³
TOTAL WIDTH		111 in	282 cm
TOTAL LENGTH		342 in	868 cm
LOADING HEIGHT	(STANDARD TIRES)	135 in	343 cm
MIN HORSEPOWER		190 HP	
EMPTY WEIGHT		27,450 lbs	



1340

SPECIFICATIONS		IMPERIAL	METRIC
CAPACITY	9" RUBBER EXTENSION	1,340 ft ³	38 m ³
	16" RUBBER EXTENSION	1,520 ft ³	43 m ³
TOTAL WIDTH		116 in	295 cm
TOTAL LENGTH		436 in	1,108 cm
LOADING HEIGHT	(STANDARD TIRES)	123 in	313 cm
MIN HORSEPOWER		200 HP	
EMPTY WEIGHT		33,800 lbs	





PENTA PROUD.

AT PENTA EQUIPMENT, WE PRIDE OURSELVES ON BEING MORE THAN JUST A MANUFACTURER - WE'RE A PARTNER FOR THOSE WHO DEMAND THE BEST FROM THEIR EQUIPMENT.

With decades of expertise in agriculture and industrial machinery, we bring innovative design, robust engineering, and customer-focused solutions that meet the evolving needs of our clients.

PENTA PROUD.

Being "Penta Proud" means standing behind every piece of equipment we build. It reflects our commitment to delivering quality, reliability, and performance that our customers can trust, day in and day out. Through our precise manufacturing processes and our quality checks, we ensure that each machine lives up to the Penta name, empowering farmers and industrial operators to push boundaries and achieve more.

WE'RE DIFFERENT.

What sets us apart? It's not just our superior machinery; it's our entire approach. At Penta, we understand that every operation is unique, so we design products that cater to real-world challenges. Whether it's through customizable solutions, advanced technology, or responsive customer service, we ensure that our equipment fits seamlessly into your workflow, helping you achieve greater productivity with less hassle. We don't just meet industry standards - we exceed them by going the extra mile for our customers.

PENTA PROUD. WE'RE DIFFERENT.

At Penta, we're not just another equipment manufacturer. We stand proud because we build differently - machines that work harder, last longer, and deliver better results. Join the growing number of producers who trust Penta Equipment, and experience the difference for yourself.

WE'RE DIFFERENT.

"We are looking forward to the exciting challenges and opportunities that our future holds"

***- Glenn Buurma
Owner/President***





PRODUCTIVE • INNOVATIVE • PROUD



FOLLOW US ON SOCIAL MEDIA

 @pentafarmequip

 Penta Equipment

 @PentaFarmEquip

 @penta.farmequip

888-844-7788

www.pentaequipment.com