



PENTA

40 SERIES



PENTA'S STORY

THE CORE VALUES OF THE FAMILY FARM ARE IMPORTANT TO PENTA'S PEOPLE, AND ARE KEPT CLOSE TO THE HEART OF EVERY DECISION WE MAKE.

Penta comes from a long history of farming and farm equipment, early on at a local level, and more recently spreading across North America and internationally.

As a company, Penta entered the farm industry in the 1970's through sales and service of dairy equipment, particularly feeding and milking equipment.

In the early 1990's, Penta added TMR mixer lines to their sales lineup, selling and servicing mixers in the local market. Throughout that time, personnel at Penta were responsible for rebuilding all makes and models of mixers, and the understanding of the workings of a TMR mixer grew substantially.

In 2000, the production of the first Penta mixer began, with the first models available in early 2001. Over the course of the next decade, the Penta mixer line experienced many changes and improvements, including two unique auger systems and an increase in the sizes and models available. During this time the company expanded its reach into international markets, and moved its TMR production facilities to Petrolia, Ontario.

In September 2012, Penta introduced forage dump trailers to our product line, as part of our ongoing effort to provide farmers with strong and efficient equipment to improve their farms and their business. Further developments in 2015 included the purchase of Hagedorn and, one year later, the integration of this to the Penta production line.

As individuals, the ownership and many of the staff at Penta come from a background of farming, and many continue to participate in farming today. The values of the family farm are important to Penta as a company, and are kept close to the heart of every decision we make and challenge we face going forward into the future.



CYCLONE MIXING

As a trusted name in farming equipment, Penta has continuously redefined industry standards, and our TMR Mixers stand as a testament to our commitment to excellence.

REVOLUTIONIZING FEEDING PRACTICES

Designed with the needs of modern farmers in mind, Penta TMR Mixers revolutionize the way feed is prepared and distributed. Engineered with advanced technology and precision, our mixers ensure uniform blending of ingredients, resulting in nutritionally balanced rations that promote healthier livestock and maximize productivity.

UNMATCHED PRECISION, UNRIVALED PERFORMANCE

At the heart of every Penta TMR Mixer lies an intricate balance of innovation and reliability. Our mixers boast advanced tub geometry, meticulously calibrated auger-to-wall clearance, and robust construction, all working together to deliver unparalleled mixing accuracy and consistency.

TAILORED SOLUTIONS FOR EVERY OPERATION


Whether you operate a small family farm or a large-scale agricultural enterprise, Penta Equipment offers a diverse range of TMR Mixer models to suit your unique needs. From compact units ideal for tight spaces to high-capacity mixers capable of handling large herds, our lineup ensures there's a perfect fit for every operation.

PARTNERING FOR SUCCESS

With Penta Equipment's TMR Mixers, you're not just investing in a piece of equipment - you're gaining a reliable partner dedicated to your success. Backed by our exceptional customer service and a commitment to quality, our mixers empower farmers to optimize their feeding practices and thrive in today's competitive agricultural landscape.

EXPERIENCE THE PENTA ADVANTAGE

Join the countless farmers worldwide who have made Penta Equipment their trusted partner in agricultural efficiency and innovation. Contact us today to learn more about our TMR Mixers and discover how Penta can elevate your farming operation to new heights of success.



AGGRESSIVE

- Moves fibrous materials



TRIANGLE

- Breaks down hay bales



CURVED

- Slices materials to size

PATENT PENDING TUB DESIGN

AVAILABLE IN 1/4" OR 3/8" STEEL

MASSIVE DOORS

HEAVY DUTY PLANETARIES
540 RPM OR 1000 RPM AVAILABLE

CORNER DOOR OPTIONS AVAILABLE

STAINLESS STEEL INSERT ON LARGE TWIN MIXERS
IMPROVES TUB DESIGN FOR OPTIMAL AUGER-TO-WALL
CLEARANCE, ENSURING PRECISE MIXING RESULTS

ROBUST STEEL PLATE FRAME

ERGONOMIC DESIGNED PLATFORM


ALLOWS FOR GOOD VISIBILITY OF MIXING

CLEAN, COMPACT DESIGN

SUPERIOR HOSE ROUTING

BRAKE AND STEERING OPTIONS AVAILABLE

SAFELY TRAVEL FROM ONE SIDE OF
THE MIXER TO THE OTHER



BLUETOOTH SCALE HEAD COMES STANDARD




TOPCON
SCALE HEAD



TIRES

ALL STAINLESS STEEL CONSTRUCTION
STRAIGHT FORWARD CHAIN TENSIONING

DIRECT DRIVE, HIGH TORQUE MOTOR



HARDENED STEEL ROLLER CHAIN

ACCURATELY FORMED TO CONSISTENTLY MAINTAIN SHAPE

CONVEYOR

BULL PULL

K80 HITCH



CLEVIS HITCH

HITCHES


EFFORTLESS AND EFFICIENT LIFTING



HYDRAULIC JACK

AUTOMATICALLY UP-SHIFTS AND DOWN-SHIFTS TO MAXIMIZE EFFICIENCY

ZUIDBERG HEAVY-DUTY TRANSMISSION

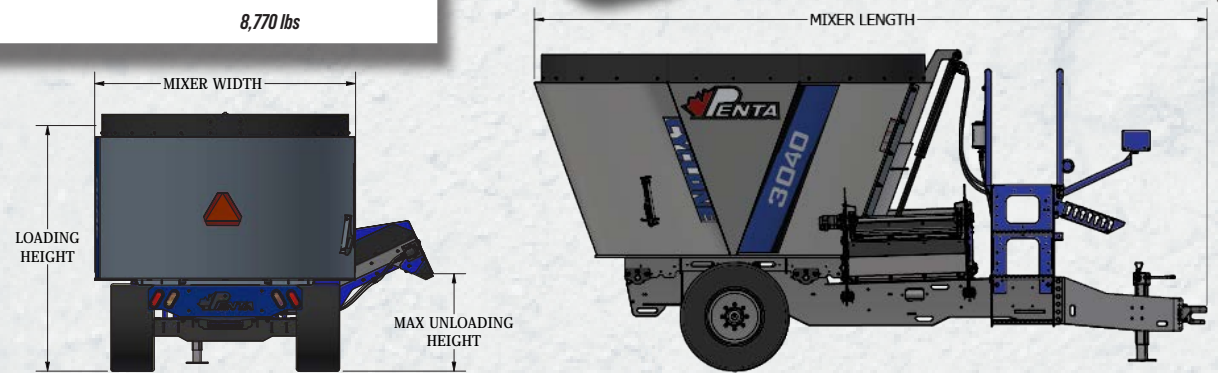


POWERSHIFT TRANSMISSION

Additional features are available for our TMR tubs, frames, drivelines, conveyors, and scales. There are multiple configurations and options available for each accessory. Please go to our website for further details at www.pentaequipment.com or contact your local Sales Representative.


3040

| SPECIFICATIONS | IMPERIAL | METRIC |
|----------------|----------------------|---------------------|
| CAPACITY | 9" RUBBER EXTENSION | 293 ft ³ |
| | 16" RUBBER EXTENSION | 328 ft ³ |
| TOTAL WIDTH | 89 in | 226 cm |
| TOTAL LENGTH | 218 in | 554 cm |
| LOADING HEIGHT | 103 in | 262 cm |
| MIN HORSEPOWER | 60 HP | |
| EMPTY WEIGHT | 8,770 lbs | |



4540

| SPECIFICATIONS | IMPERIAL | METRIC |
|----------------|----------------------|---------------------|
| CAPACITY | 9" RUBBER EXTENSION | 437 ft ³ |
| | 16" RUBBER EXTENSION | 485 ft ³ |
| TOTAL WIDTH | 104 in | 264 cm |
| TOTAL LENGTH | 234 in | 594 cm |
| LOADING HEIGHT | (STANDARD TIRES) | 107 in |
| MIN HORSEPOWER | 85 HP | |
| EMPTY WEIGHT | 10,480 lbs | |



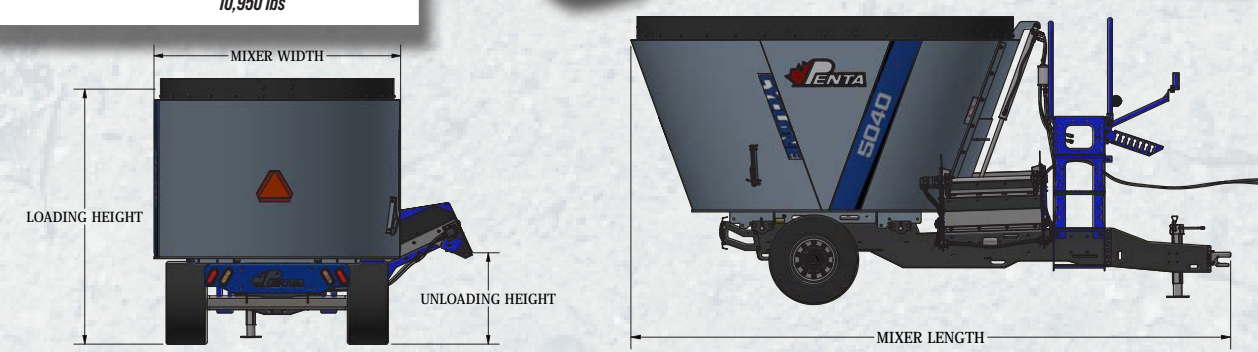
4040

| SPECIFICATIONS | IMPERIAL | METRIC |
|----------------|----------------------|---------------------|
| CAPACITY | 9" RUBBER EXTENSION | 418 ft ³ |
| | 16" RUBBER EXTENSION | 466 ft ³ |
| TOTAL WIDTH | 105 in | 267 cm |
| TOTAL LENGTH | 233 in | 592 cm |
| LOADING HEIGHT | (STANDARD TIRES) | 103 in |
| MIN HORSEPOWER | 80 HP | |
| EMPTY WEIGHT | 10,360 lbs | |




5040

| SPECIFICATIONS | IMPERIAL | METRIC |
|----------------|----------------------|---------------------|
| CAPACITY | 9" RUBBER EXTENSION | 486 ft ³ |
| | 16" RUBBER EXTENSION | 534 ft ³ |
| TOTAL WIDTH | 105 in | 267 cm |
| TOTAL LENGTH | 237 in | 602 cm |
| LOADING HEIGHT | (STANDARD TIRES) | 113 in |
| MIN HORSEPOWER | 100 HP | |
| EMPTY WEIGHT | 10,950 lbs | |



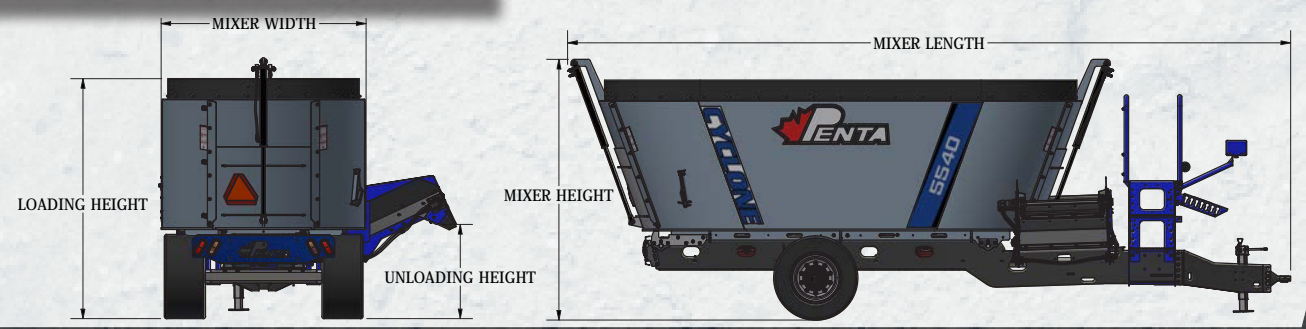
5240

| SPECIFICATIONS | | IMPERIAL | METRIC |
|----------------|----------------------|---------------------|---------------------|
| CAPACITY | 9" RUBBER EXTENSION | 523 ft ³ | 14.8 m ³ |
| | 16" RUBBER EXTENSION | 574 ft ³ | 16.3 m ³ |
| TOTAL WIDTH | | 104 in | 264 cm |
| TOTAL LENGTH | | 237 in | 602 cm |
| LOADING HEIGHT | (STANDARD TIRES) | 117 in | 297 cm |
| MIN HORSEPOWER | | 110 HP | |
| EMPTY WEIGHT | | 11,450 lbs | |



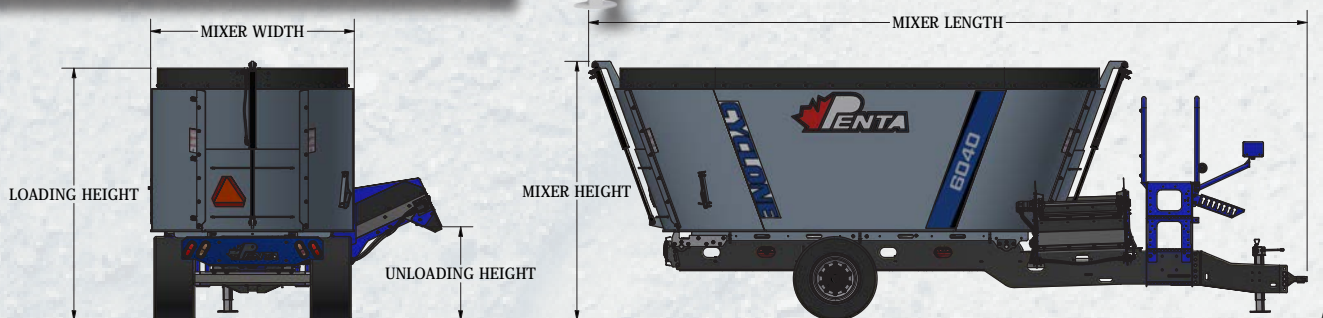
5540

| SPECIFICATIONS | | IMPERIAL | METRIC |
|----------------|----------------------|---------------------|---------------------|
| CAPACITY | 9" RUBBER EXTENSION | 540 ft ³ | 15.3 m ³ |
| | 16" RUBBER EXTENSION | 604 ft ³ | 17.1 m ³ |
| TOTAL WIDTH | | 90 in | 229 cm |
| TOTAL LENGTH | | 316 in | 803 cm |
| LOADING HEIGHT | STANDARD TIRES | 106 in | 269 cm |
| MIN HORSEPOWER | | 115 HP | |
| EMPTY WEIGHT | | 15,200 lbs | |



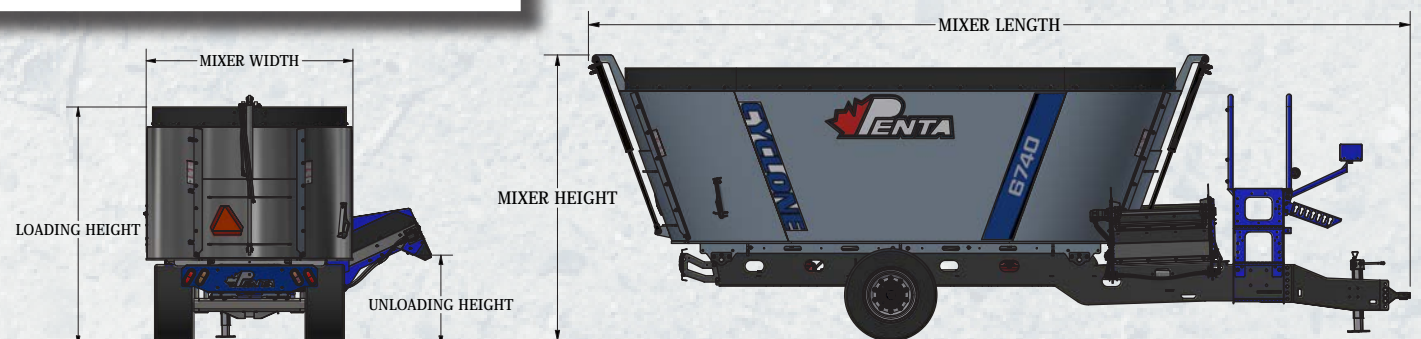
6040

| SPECIFICATIONS | | IMPERIAL | METRIC |
|----------------|----------------------|---------------------|---------------------|
| CAPACITY | 9" RUBBER EXTENSION | 600 ft ³ | 17 m ³ |
| | 16" RUBBER EXTENSION | 667 ft ³ | 18.9 m ³ |
| TOTAL WIDTH | | 90 in | 229 cm |
| TOTAL LENGTH | | 316 in | 803 cm |
| LOADING HEIGHT | STANDARD TIRES | 111 in | 282 cm |
| MIN HORSEPOWER | | 125 HP | |
| EMPTY WEIGHT | | 15,430 lbs | |



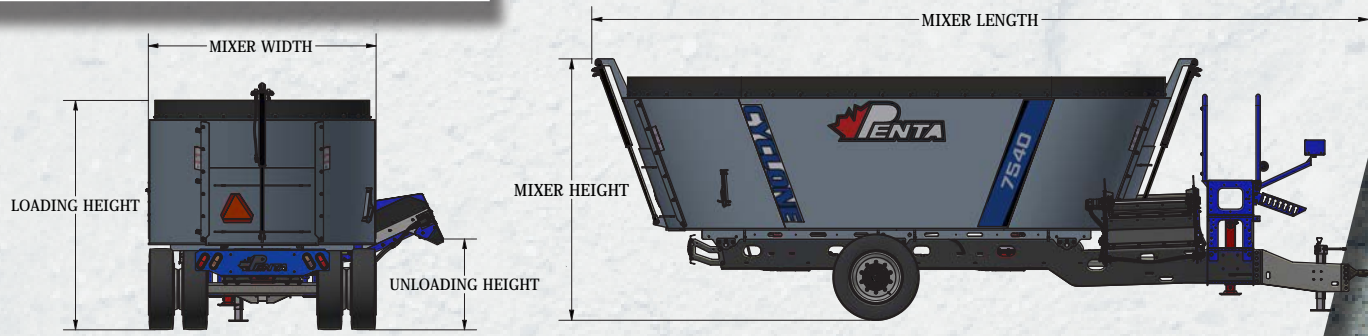
6740

| SPECIFICATIONS | | IMPERIAL | METRIC |
|----------------|----------------------|---------------------|---------------------|
| CAPACITY | 9" RUBBER EXTENSION | 650 ft ³ | 18.4 m ³ |
| | 16" RUBBER EXTENSION | 719 ft ³ | 20.4 m ³ |
| TOTAL WIDTH | | 95 in | 241 cm |
| TOTAL LENGTH | | 328 in | 833 cm |
| LOADING HEIGHT | STANDARD TIRES | 108 in | 274 cm |
| MIN HORSEPOWER | | 130 HP | |
| EMPTY WEIGHT | | 16,125 lbs | |



7540

| SPECIFICATIONS | IMPERIAL | METRIC |
|--|----------------------|---------------------|
| CAPACITY | 9" RUBBER EXTENSION | 759 ft ³ |
| | 16" RUBBER EXTENSION | 844 ft ³ |
| TOTAL WIDTH | 105 in | 267 cm |
| TOTAL LENGTH | 339 in | 861 cm |
| LOADING HEIGHT <small>(SINGLE AXLE CONFIGURATION)</small> | 106 in | 269 cm |
| MIN HORSEPOWER | 145 HP | |
| EMPTY WEIGHT | 15,350 lbs | |



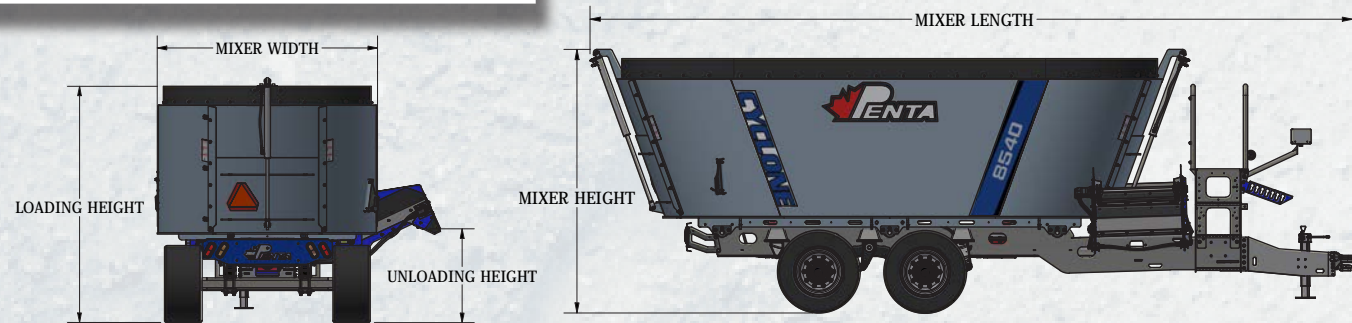
9540

| SPECIFICATIONS | IMPERIAL | METRIC |
|---|----------------------|----------------------|
| CAPACITY | 9" RUBBER EXTENSION | 960 ft ³ |
| | 16" RUBBER EXTENSION | 1047 ft ³ |
| TOTAL WIDTH | 105 in | 267 cm |
| TOTAL LENGTH | 340 in | 864 cm |
| LOADING HEIGHT <small>(STANDARD TIRES)</small> | 123 in | 312 cm |
| MIN HORSEPOWER | 175 HP | |
| EMPTY WEIGHT | 24,730 lbs | |



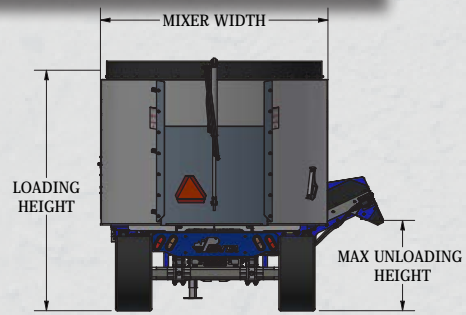
8540

| SPECIFICATIONS | IMPERIAL | METRIC |
|--|----------------------|---------------------|
| CAPACITY | 9" RUBBER EXTENSION | 813 ft ³ |
| | 16" RUBBER EXTENSION | 899 ft ³ |
| TOTAL WIDTH | 105 in | 267 cm |
| TOTAL LENGTH | 340 in | 864 cm |
| LOADING HEIGHT <small>(SINGLE AXLE CONFIGURATION)</small> | 110 in | 279 cm |
| MIN HORSEPOWER | 150 HP | |
| EMPTY WEIGHT | 16,940 lbs | |



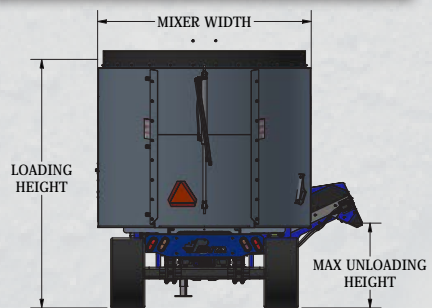
1040

| SPECIFICATIONS | | IMPERIAL | METRIC |
|----------------|----------------------|----------------------|---------------------|
| CAPACITY | 9" RUBBER EXTENSION | 984 ft ³ | 27.9 m ³ |
| | 16" RUBBER EXTENSION | 1078 ft ³ | 30.5 m ³ |
| TOTAL WIDTH | | 112 in | 285 cm |
| TOTAL LENGTH | | 342 in | 868 cm |
| LOADING HEIGHT | (STANDARD TIRES) | 123 in | 312 cm |
| MIN HORSEPOWER | | 175 HP | |
| EMPTY WEIGHT | | 25,910 lbs | |




1240

| SPECIFICATIONS | | IMPERIAL | METRIC |
|----------------|----------------------|----------------------|---------------------|
| CAPACITY | 9" RUBBER EXTENSION | 1166 ft ³ | 33 m ³ |
| | 16" RUBBER EXTENSION | 1263 ft ³ | 35.8 m ³ |
| TOTAL WIDTH | | 111 in | 282 cm |
| TOTAL LENGTH | | 342 in | 868 cm |
| LOADING HEIGHT | (STANDARD TIRES) | 135 in | 343 cm |
| MIN HORSEPOWER | | 190 HP | |
| EMPTY WEIGHT | | 27,450 lbs | |



1340

| SPECIFICATIONS | | IMPERIAL | METRIC |
|----------------|----------------------|-----------------------|-------------------|
| CAPACITY | 9" RUBBER EXTENSION | 1,340 ft ³ | 38 m ³ |
| | 16" RUBBER EXTENSION | 1,520 ft ³ | 43 m ³ |
| TOTAL WIDTH | | 116 in | 295 cm |
| TOTAL LENGTH | | 436 in | 1,108 cm |
| LOADING HEIGHT | (STANDARD TIRES) | 123 in | 313 cm |
| MIN HORSEPOWER | | 200 HP | |
| EMPTY WEIGHT | | 33,800 lbs | |





PENTA PROUD.

AT PENTA EQUIPMENT, WE PRIDE OURSELVES ON BEING MORE THAN JUST A MANUFACTURER - WE'RE A PARTNER FOR THOSE WHO DEMAND THE BEST FROM THEIR EQUIPMENT.

With decades of expertise in agriculture and industrial machinery, we bring innovative design, robust engineering, and customer-focused solutions that meet the evolving needs of our clients.

PENTA PROUD.

Being "Penta Proud" means standing behind every piece of equipment we build. It reflects our commitment to delivering quality, reliability, and performance that our customers can trust, day in and day out. Through our precise manufacturing processes and our quality checks, we ensure that each machine lives up to the Penta name, empowering farmers and industrial operators to push boundaries and achieve more.

WE'RE DIFFERENT.

What sets us apart? It's not just our superior machinery; it's our entire approach. At Penta, we understand that every operation is unique, so we design products that cater to real-world challenges. Whether it's through customizable solutions, advanced technology, or responsive customer service, we ensure that our equipment fits seamlessly into your workflow, helping you achieve greater productivity with less hassle. We don't just meet industry standards - we exceed them by going the extra mile for our customers.

PENTA PROUD. WE'RE DIFFERENT.

At Penta, we're not just another equipment manufacturer. We stand proud because we build differently - machines that work harder, last longer, and deliver better results. Join the growing number of producers who trust Penta Equipment, and experience the difference for yourself.

WE'RE DIFFERENT.

"We are looking forward to the exciting challenges and opportunities that our future holds"

***- Glenn Buurma
Owner/President***





PRODUCTIVE • INNOVATIVE • PROUD



FOLLOW US ON SOCIAL MEDIA

 @pentafarmequip

 Penta Equipment

 @PentaFarmEquip

 @penta.farmequip

888-844-7788

www.pentaequipment.com